





District Health Assessment for Multiple District 201 through January 2026

		Clubs							Membership							Member Strength		Cancellation		Reports			Finance	Leadership			
District Name	Status/ Number of Months in Status *	Active Clubs	Clubs in Status Quo	Total Clubs	% Status Quo Clubs in Financial Suspension	New Clubs	Cancelled Clubs	YTD Net Club Gain/Loss	Current Members In Active Clubs	Current Members In Status Quo Clubs	Current Total Members Count	YTD Add	YTD Drop	YTD NetGrowth (includes Active and Status Quo)	YTD NetGrowth% (includes Active and Status Quo)	Member Count 12 Months Ago	Average Member Count Per Club	% of Clubs with less than 20 members	Average Cancelled Club Age	Members Lost Due to Cancelled Clubs	% of Clubs Reporting Service	% No MMR in 3 Months	% No Officer Report in 12 months	% of Clubs with balance 90+ days	Number of Zone Chairs Recorded	Number of Region Chairs Recorded	District Officers Vacancies **
201N1	T(24)	60	0	60	0%	0	1	-1	1145	0	1145	130	126	4	0.35%	1,205	19	58%	43	0	78%	37%	0%	0%	11	0	
201N2		61	0	61	0%	0	1	-1	1303	0	1303	98	91	7	0.54%	1,306	21	52%	41	0	80%	46%	2%	5%	8	0	
201N3	T(24)	54	0	54	0%	0	0	0	1033	0	1033	69	75	-6	-0.58%	1,064	19	50%	0	0	89%	31%	0%	2%	11	1	GMT
201N4	T(24)	43	0	43	0%	0	0	0	761	0	761	56	62	-6	-0.78%	789	18	74%	0	0	49%	42%	0%	0%	8	0	
201N5		83	0	83	0%	3	1	2	1764	0	1764	285	257	28	1.61%	1,869	21	59%	3	13	71%	43%	0%	4%	16	8	
201Q1		65	0	65	0%	0	0	0	1346	0	1346	124	99	25	1.89%	1,343	21	54%	0	0	98%	43%	0%	5%	9	0	
201Q2	T(24)	63	0	63	0%	0	0	0	988	0	988	67	95	-28	-2.76%	1,032	16	70%	0	0	70%	60%	0%	8%	25	1	
201Q3		63	0	63	0%	0	1	-1	1414	0	1414	122	111	11	0.78%	1,419	22	48%	47	0	89%	37%	0%	0%	12	0	
201Q4	T(24)	58	0	58	0%	0	0	0	945	0	945	70	54	16	1.72%	941	16	72%	0	0	88%	53%	0%	9%	14	4	
201C1	T(24)	54	0	54	0%	0	0	0	1084	0	1084	59	42	17	1.59%	1,050	20	59%	0	0	81%	57%	0%	20%	10	0	
201C2		58	0	58	0%	0	0	0	1387	0	1387	78	74	4	0.29%	1,402	24	38%	0	0	64%	43%	2%	0%	20	0	
201T1	T(24)	44	0	44	0%	0	0	0	878	0	878	56	62	-6	-0.68%	887	20	61%	0	0	77%	41%	2%	5%	9	3	
201V2	T(6)	60	0	60	0%	0	2	-2	1245	0	1245	115	118	-3	-0.24%	1,251	21	55%	47	15	73%	37%	2%	10%	9	4	
201V3	T(24)	58	0	58	0%	0	0	0	1011	0	1011	81	50	31	3.16%	1,016	17	67%	0	0	29%	57%	2%	17%	9	0	GST
201V5	T(19)	64	0	64	0%	0	2	-2	1165	0	1165	83	109	-26	-2.18%	1,220	18	56%	33	16	89%	45%	6%	6%	8	0	2nd VDG
201V6	T(24)	54	0	54	0%	0	1	-1	959	0	959	39	66	-27	-2.74%	1,026	18	69%	56	0	98%	57%	0%	0%	11	0	




District Health Assessment for Multiple District 201 through January 2026

		Clubs							Membership							Member Strength		Cancellation		Reports			Finance		Leadership		
District Name	Status/ Number of Months in Status *	Active Clubs	Clubs in Status Quo	Total Clubs	% Status Quo Clubs in Financial Suspension	New Clubs	Cancelled Clubs	YTD Net Club Gain/Loss	Current Members In Active Clubs	Current Members In Status Quo Clubs	Current Total Members Count	YTD Add	YTD Drop	YTD NetGrowth (includes Active and Status Quo)	YTD NetGrowth% (includes Active and Status Quo)	Member Count 12 Months Ago	Average Member Count Per Club	% of Clubs with less than 20 members	Average Cancelled Club Age	Members Lost Due to Cancelled Clubs	% of Clubs Reporting Service	% No MMR in 3 Months	% No Officer Report in 12 months	% of Clubs with balance 90+ days	Number of Zone Chairs Recorded	Number of Region Chairs Recorded	District Officers Vacancies **
201V14	T(24)	74	0	74	0%	2	0	2	1163	0	1163	110	61	49	4.40%	1,144	16	69%	0	0	86%	58%	0%	9%	10	0	
201WA		92	0	92	0%	0	2	-2	1701	0	1701	146	162	-16	-0.93%	1,706	18	62%	60	38	53%	60%	2%	4%	20	0	
		1108	0	1108	0%	5	11	-6	21292	0	21292	1788	1714	74	0.35%	21,670	19	60%	43	82	76%	48%	1%	6%	220	21	



District Health Assessment for Multiple District 202 through January 2026

		Clubs							Membership							Member Strength		Cancellation		Reports			Finance	Leadership			
District Name	Status/ Number of Months in Status *	Active Clubs	Clubs in Status Quo	Total Clubs	% Status Quo Clubs in Financial Suspension	New Clubs	Cancelled Clubs	YTD Net Club Gain/Loss	Current Members In Active Clubs	Current Members In Status Quo Clubs	Current Total Members Count	YTD Add	YTD Drop	YTD NetGrowth (includes Active and Status Quo)	YTD NetGrowth% (includes Active and Status Quo)	Member Count 12 Months Ago	Average Member Count Per Club	% of Clubs with less than 20 members	Average Cancelled Club Age	Members Lost Due to Cancelled Clubs	% of Clubs Reporting Service	% No MMR in 3 Months	% No Officer Report in 12 months	% of Clubs with balance 90+ days	Number of Zone Chairs Recorded	Number of Region Chairs Recorded	District Officers Vacancies **
202 D	T(24)	34	0	34	0%	0	0	0	957	0	957	54	53	1	0.10%	974	28	26%	0	0	76%	35%	0%	6%	6	0	
202 E	T(24)	38	0	38	0%	0	1	-1	1083	0	1083	77	71	6	0.56%	1,098	29	26%	4	0	71%	39%	0%	16%	12	0	2nd VDG
202 F	T(24)	38	0	38	0%	0	0	0	1130	0	1130	51	39	12	1.07%	1,137	30	29%	0	0	74%	58%	0%	8%	6	1	
202 J	T(24)	33	0	33	0%	0	0	0	1115	0	1115	40	47	-7	-0.62%	1,152	34	18%	0	0	58%	45%	0%	18%	6	0	
202 K	T(24)	56	0	56	0%	2	1	1	1037	0	1037	119	136	-17	-1.61%	1,038	19	59%	1	22	66%	46%	0%	7%	8	3	
202 L	T(8)	48	0	48	0%	0	3	-3	1240	0	1240	64	71	-7	-0.56%	1,276	26	33%	51	15	77%	35%	0%	0%	10	2	
202 M	T(24)	34	0	34	0%	0	1	-1	821	0	821	46	32	14	1.73%	835	24	38%	9	1	68%	41%	0%	3%	13	0	
		281	0	281	0%	2	6	-4	7383	0	7383	451	449	2	0.03%	7,510	26	35%	28	38	70%	43%	0%	8%	61	6	




District Health Assessment for Multiple District 307 through January 2026

District Name	Status/ Number of Months in Status *	Clubs							Membership							Member Strength		Cancellation		Reports			Finance		Leadership		
		Active Clubs	Clubs in Status Quo	Total Clubs	% Status Quo Clubs in Financial Suspension	New Clubs	Cancelled Clubs	YTD Net Club Gain/Loss	Current Members In Active Clubs	Current Members In Status Quo Clubs	Current Total Members Count	YTD Add	YTD Drop	YTD NetGrowth (includes Active and Status Quo)	YTD NetGrowth% (includes Active and Status Quo)	Member Count 12 Months Ago	Average Member Count Per Club	% of Clubs with less than 20 members	Average Cancelled Club Age	Members Lost Due to Cancelled Clubs	% of Clubs Reporting Service	% No MMR in 3 Months	% No Officer Report in 12 months	% of Clubs with balance 90+ days	Number of Zone Chairs Recorded	Number of Region Chairs Recorded	District Officers Vacancies **
307 A1		125	3	128	100%	10	1	9	2961	49	3010	682	471	211	7.54%	2,740	24	44%	1	11	79%	44%	2%	14%	20	10	
307 A2		141	0	141	0%	11	11	0	4334	0	4334	610	1044	-434	-9.10%	4,421	31	31%	4	281	69%	36%	1%	12%	27	7	
307B1		111	1	112	100%	11	2	9	2383	3	2386	427	401	26	1.10%	2,274	21	52%	5	28	96%	38%	4%	10%	18	6	
307B2		164	0	164	0%	17	13	4	4275	0	4275	615	902	-287	-6.29%	3,867	26	37%	6	237	63%	45%	0%	37%	28	9	
		541	4	545	100%	49	27	22	13953	52	14005	2334	2818	-484	-3.34%	13,302	26	40%	5	557	75%	41%	2%	20%	93	32	




District Health Assessment for Ident 5807 - TAHITI - UND through January 2026

<div></div> <div>Status/ District Name</div> <div>Number of Months in Status *</div>		Clubs							Membership							Member Strength		Cancellation		Reports			Finance	Leadership			
		Active Clubs	Clubs in Status Quo	Total Clubs	% Status Quo in Financial Suspension	New Clubs	Cancelled Clubs	YTD Net Club Gain/ Loss	Current Members In Active Clubs	Current Members In Status Quo Clubs	Current Total Members Count	YTD Add	YTD Drop	YTD NetGrowth (includes Active and Status Quo)	YTD NetGrowth% (includes Active and Status Quo)	Member Count 12 Months Ago	Average Member Count Per Club	% of Clubs with less than 20 members	Average Cancelled Club Age	Members Lost Due to Cancelled Clubs	% of Clubs Reporting Service	% No MMR in 3 Months	% No Officer Report in 12 months	% of Clubs with balance 90+ days	Number of Zone Chairs Recorded	Number of Region Chairs Recorded	District Officers Vacancies **
Ident 5807 - TAHITI		1	0	1	0%	0	0	0	24	0	24	2	1	1	4.35%	22	24	0%	0	0	100%	0%	0%	0%	0	0	
		1	0	1	0%	0	0	0	24	0	24	2	1	1	4.35%	22	24	0%	0	0	100%	0%	0%	0%	0	0	



District Health Assessment for Ident 5895 - NEW CALEDONIA - UND through January 2026

 Status/ District Name Number of Months in Status *		Clubs							Membership							Member Strength		Cancellation		Reports			Finance	Leadership		
		Active Clubs	Clubs in Status Quo	Total Clubs	% Status Quo Clubs in Financial Suspension	New Clubs	Cancelled Clubs	YTD Net Club Gain/Loss	Current Members In Active Clubs	Current Members In Status Quo Clubs	Current Total Members Count	YTD Add	YTD Drop	YTD NetGrowth (includes Active and Status Quo)	YTD NetGrowth% (includes Active and Status Quo)	Member Count 12 Months Ago	Average Member Count Per Club	% of Clubs with less than 20 members	Average Cancelled Club Age	Members Lost Due to Cancelled Clubs	% of Clubs Reporting Service	% No MMR in 3 Months	% No Officer Report in 12 months	% of Clubs with balance 90+ days	Number of Zone Chairs Recorded	Number of Region Chairs Recorded
Ident 5895 - NEW CALEDONIA		12	0	12	0%	0	0	191	0	191	14	19	-5	-2.55%	174	16	75%	0	0	50%	33%	0%	0%	0	0	
		12	0	12	0%	0	0	191	0	191	14	19	-5	-2.55%	174	16	75%	0	0	50%	33%	0%	0%	0	0	

* - District Status: P - Provisional, T - Transitional.
** - District Officers Vacancies: DG - District Governor, 1st VDG - First Vice District Governor, 2nd VDG - Second Vice District Governor.